



What I need to know about  
my treatment with  
**Apomine<sup>®</sup> Solution for Infusion.**

**Apomine<sup>®</sup>**

Solution for Infusion

apomorphine hydrochloride hemihydrate  
subcutaneous infusion

# Apomine®

## Solution for Infusion

apomorphine hydrochloride hemihydrate  
subcutaneous infusion

This information booklet has been provided to you as your doctor has decided to prescribe Apomine® Solution for Infusion to treat your Parkinson's disease (PD).

### What is Apomine® Solution for Infusion (apomorphine)?

Apomorphine is the active ingredient in the medication called Apomine® Solution for Infusion and is used in the management of PD. It is a dopamine agonist (medicines that stimulate dopamine receptors) and belongs to a group of medicines you may have taken previously in tablet or capsule form.

E.g. Cabergoline = Cabaser®  
Bromocriptine = Parlodel®

Despite its name, apomorphine does not contain morphine, is not a narcotic and is not habit forming or addictive.

Unlike the medications named above, Apomine® Solution for Infusion works very quickly. This medicine is delivered under the skin (subcutaneously) by a small infusion pump worn next to the skin. The medicine will be given continuously in this way during the day.

## **Why has my doctor prescribed Apomine® Solution for Infusion?**

When PD is first treated, symptoms are usually well controlled with oral medication. However, over time it becomes more difficult to control symptoms reliably. This is due to a number of factors such as worsening of the disease and the unpredictable absorption of medication from the stomach and bowel.

You will have noticed that the amount of tablets or capsules you take has increased over time, and the effect does not last as long as it once did. To continue prescribing more and more tablets or capsules could increase the risk of unpleasant side effects, so your doctor has decided to use medication in the form of an infusion, which is absorbed more quickly into the bloodstream and bypasses the stomach and bowel. Using this delivery route, it is hoped that your symptoms will improve and any potential side effects be reduced.

## **How does Apomine® Solution for Infusion work?**

Dopamine – a chemical (neurotransmitter) produced in the brain – controls normal everyday function such as walking, talking, digestion and emotions. In PD, the brain produces less dopamine, and the symptoms of PD are observed. When treating PD, doctors aim to replace the deficient dopamine. Some medicines (e.g. levodopa) directly replace the lost dopamine, whilst others mimic the action of dopamine and trigger parts of the nerve (neuron) called receptor sites. These medicines are known as dopamine agonists (DA). DAs are effective when used alone, or in conjunction with levodopa (Sinemet®, Madopar® and Stalevo®).

Apomine® Solution for Infusion is very effective at targeting the receptor sites associated with PD thereby reducing symptoms.





## **Why is it given by infusion?**

When taken by mouth, apomorphine is rapidly broken down by the liver before it can reach the bloodstream and so would be ineffective in treating your PD symptoms. By giving it as an infusion under the skin (subcutaneously), it reaches the bloodstream faster, and is not broken down as quickly.

## **Is the medication addictive like morphine?**

Apomine® Solution for Infusion is not addictive. Although the name is similar, Apomine® Solution for Infusion has no pain-relieving or addictive qualities.

## **Why has my doctor prescribed domperidone?**

Apomine® Solution for Infusion can make some people experience nausea and vomiting in the early stages of treatment. Domperidone is an anti-nausea tablet which helps to prevent this unpleasant side effect. Normally, you will take domperidone tablets 48–72 hours before your first injection and then every day for a few weeks thereafter. Eventually the number and frequency of tablets you take will be reduced and then stopped.

## **Do I continue taking other medications for PD?**

Some people will need to continue taking other medications, and some may take less medication, depending on your need for Apomine® Solution for Infusion and how well the symptoms are controlled. If you need other medications to help control your PD symptoms, your doctor will tell you how much you need and when to take them.

## **Where do I store Apomine® Solution for Infusion?**

The 20mL vial should be stored in a safe place out of direct sunlight, at a temperature of no more than 25 degrees Celsius and probably where you keep your other medicines. Keep this medicine out of the reach of children.

# Administration

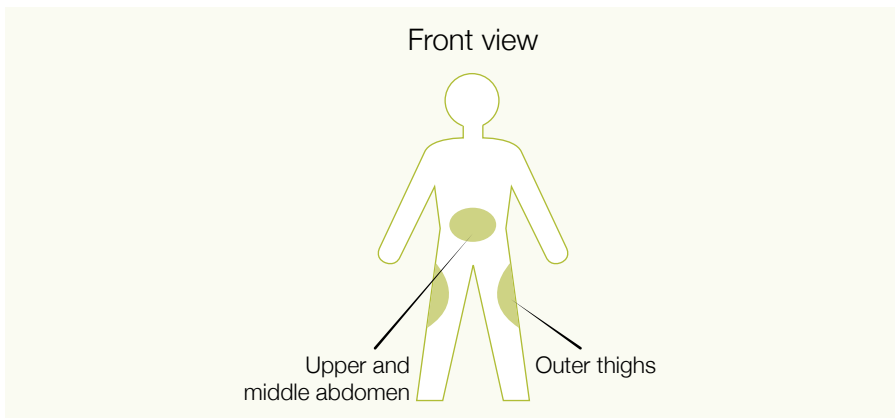
## How is Apomine® Solution for Infusion given?

Apomine® Solution for Infusion is given via a very fine needle inserted into the fatty tissue under the skin (subcutaneous tissue).

It is given as a continuous infusion using a syringe attached to a portable pump that is carried in a small pouch.

## Where do I inject/insert the needle?

**Continuous infusion** – outer thigh and in the abdomen below the level of the umbilicus (belly button) as advised by your PD nurse/doctor.



The Apomine® Solution for Infusion is generally used during the person's waking day (waking to bedtime). The pump should be disconnected and removed during showering or bathing, and at night.

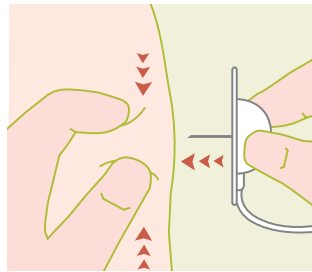
## How is the needle inserted into my skin?

The needles used to deliver the medication are specifically designed for insertion into the fatty tissue under the skin, so the medication is readily absorbed.

There are 2 types of needles that can be used. Your doctor or nurse will decide which type is right for you:

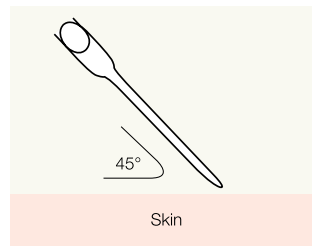
### 90-degree insertion needle (e.g. D-mine<sup>®</sup> Inf-set or Neria<sup>™</sup>)

Pinch the skin with 1 hand and insert this needle at a 90-degree angle. This needle is attached to an adhesive dressing to secure it to the skin.



### Butterfly needle

This needle is inserted at an angle of 45 degrees. The needle is secured with a lightweight see-through dressing.



## Do I need to take care of the skin at the infusion site?

Yes. It is important to keep the skin around the infusion site clean and free from perfumes, oils and lotions. Some people experience lumps and bumps under the skin where the needle for the continuous infusion is sited. They are called 'nodules'. If you develop nodules and they concern you, talk to your doctor or nurse. However, if a good skin care routine is adopted they are less likely to cause irritation. Skin nodules may become infected if left untreated. The following are some ways to ensure your skin stays healthy:

- Make sure your hands, infusion site and preparation surfaces are clean before starting.
- The most important factor in reducing nodule formation appears to be good needle insertion technique.
- If using a butterfly needle, always insert the needle at 45 degrees. If the tip of the needle is positioned too near to the skin's surface, it will cause irritation very quickly. See the diagram and description on previous page.
- Try to minimise the number of people involved in setting up the infusion. The more people involved, the more likely the needle insertion technique will vary.
- Change the infusion site on a daily basis.
- At the end of the day, once the needle has been removed, massage your skin with a simple moisturising cream. Do not massage areas that are red and painful to touch.
- Ask your ANSSER nurse for more information about skin management.



## How do I start treatment with Apomine® Solution for Infusion?

Most people will need to go to the hospital to start the medication. A nurse will help to find the right dose for you and train you or your carer in how to use the medication and the pump. It needs to be prescribed, at least initially, through a hospital but can be dispensed by hospital or community pharmacies.



## Practical tips

### Caring for your ambulatory infusion pump

- The D-mine® Pump is not waterproof and may be damaged by contact with liquid. **Remove the pump before taking a bath or shower.**
- Please take care to avoid dropping the pump.
- **Always use the buttons to make your selections – do not press the screen.**
- Do not place the pump on or near hot surfaces or energy-emitting appliances, and avoid prolonged exposure to direct sunlight.
- Do not put the pump in the fridge.
- For further information on caring for your D-mine® Pump, refer to the '*Instructions for use*'.



### Can I bathe and swim with the infusion pump?

No. The pump is not waterproof and should be removed before bathing or swimming. Discuss this with your PD nurse or doctor. Reconnect the pump as soon as possible after bathing.

### What happens if I spill Apomine® Solution for Infusion?

No harm will occur through accidental spillage, however Apomine® Solution for Infusion turns green when exposed to oxygen and stains are difficult to remove. Should spillage occur, wipe away immediately with a piece of kitchen towel and wash with soap and water. If staining is present, lemon juice helps to bleach the effect as do some commercial bleaching products. Normal household bleach does not seem to work as well.

## Can I travel with Apomine® Solution for Infusion?

People using Apomine® Solution for Infusion can usually travel without any specific concerns due to their treatment.

Contact your PD team well in advance of your trip and ask for a letter to explain that you self-administer an injectable medicine for the treatment of PD. The letter should also explain that you will be carrying Apomine® Solution for Infusion syringes, needles/cannulas and a pump and that you need to use Apomine® Solution for Infusion during the flight. It is important to ensure that the letter states Apomine® Solution for Infusion is not a narcotic.

Alternatively, ask your ANSSER nurse for a Travel Information Letter conveniently designed to contain all the information above.

It is recommended that you contact your airline in advance of your flight.

### Practical tips for travelling:

- Ensure that you take adequate/extra supplies of Apomine® Solution for Infusion equipment, extension tubing, needles/cannulas, dressings and a spare battery.
- Always keep Apomine® Solution for Infusion vials in a hard container.
- Remember to be careful with the used needles/cannulas and take them home with you for safe disposal in your sharps bin. Alternatively, take a plastic container or small sharps bin with you.
- Take a list of contact numbers with you.
- When visiting hot climates, ensure Apomine® Solution for Infusion is kept in a cool environment below 25 degrees Celsius. When visiting very cold climates, ensure Apomine® Solution for Infusion does not freeze.
- When travelling, keep your medicines where you have access to them. Do not pack medicines and pump supplies in checked baggage, which may get lost. Lost luggage is even more problematic when medicines are contained within.

## Where will I get the prescription for Apomine® Solution for Infusion?

Your neurologist will give you a prescription for Apomine® Solution for Infusion and your local or hospital pharmacy will provide you with the medication on receipt of your prescription. When you first get a prescription for Apomine® Solution for Infusion, it is a good idea to talk to your pharmacist to give them extra time for the medication to be ordered. Once your pharmacist knows you will be taking the medication regularly, ordering is much simpler.

## Public holidays

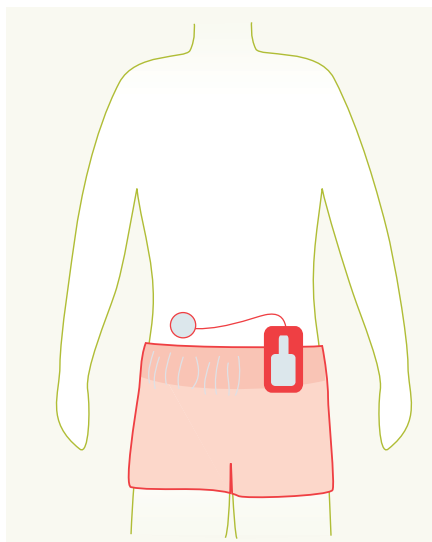
Your local pharmacy will not keep lots of Apomine® Solution for Infusion in stock. At holiday times (Christmas etc.) or when travelling it is worth ordering your medication in advance of when you need it. This will help prevent you running out of medication.

## What clothes can I wear when wearing the pump?

Normal clothing is recommended with the exception of very tight clothing around the abdomen. A waistband with some stretch is useful, as are elasticised and drawstring waists.

## What can I use to carry the pump?

It comes with its own soft wallet and strap, which is useful in the early days.



Some people find something more suitable such as a dedicated pocket, small bag with shoulder strap, mobile phone wallet etc. The pump is small and relatively discreet, requires very little in the way of storage and comes with a carry case.

### **What lifestyle changes should I make?**

Unlike some medications, you can eat whatever you normally eat, with the emphasis on plenty of fruit and vegetables and a balanced diet for general wellbeing. There is no need to avoid alcohol in moderate amounts unless your doctor advises you not to drink alcohol for other reasons.

One of the aims of treatment with Apomine® Solution for Infusion is to gain improved function, so it is important to participate in some exercise and social activities. Keeping your mind active and interested in life is very beneficial in the battle against PD. It may take a while to gain confidence in your new treatment but take advantage of the opportunities it offers.





# The Apomine<sup>®</sup> Nurse Support Service (ANSSEER) is a national program composed of a number of mobile, registered nurses with training in Parkinson's disease.

**The ANSSER Program provides phone-based and face-to-face nursing support services both in the community and in aged care facilities.**

Anyone who is using Apomine<sup>®</sup> Solution for Infusion can take advantage of the 1800 276 646 phone number to obtain treatment support for issues such as pump use, consumable concerns etc.

The 1800 276 646 number will be attended by a qualified, trained and registered nurse.\*

\*NOTE: The 1800 276 646 phone service is available every Monday to Friday (except public holidays), from 9am to 5pm Australian Eastern Standard Time (AEST). Each nurse has a specific roster which may be subject to change. If you require contact with a specific nurse, please call 1800 276 646 to facilitate your request.

# Contact details

My neurologist: \_\_\_\_\_

My PD nurse: \_\_\_\_\_

My local ANSSER nurse: \_\_\_\_\_

My pharmacist: \_\_\_\_\_

# Notes

**If you have questions about using Apomine® Solution for Infusion, or experience any side effects, please talk to your doctor or nurse. Additional information about Apomine® Solution for Infusion is also available in the Consumer Medicine Information which you can access from your doctor or pharmacist.**

---

\*NOTE: The 1800 276 646 phone service is available every Monday to Friday (except public holidays), from 9am to 5pm Australian Eastern Standard Time (AEST). Each nurse will have a specific roster which may be subject to change. If you require contact with a specific nurse, please call 1800 276 646 to facilitate your request.

The ANSSER Program is administered by ASCOTT Sales Integration. ABN 96 094 015 255.  
141 Walker Street, North Sydney NSW Australia 2060. Tel: (02) 9439 9770.

The ANSSER nursing service can only be engaged after a decision to prescribe Apomine® has been made.

For further details please email [info@ansser.com.au](mailto:info@ansser.com.au)

This booklet has been produced by InterPharma in the interests of patient education.

Apomine® Solution for Infusion is a registered trademark.

D-mine® Pump is a registered trademark of EVER Neuro Pharma GmbH, Austria.

All other trademarks cited are the property of their respective owners.

**Reference: 1.** Apomine® Solution for Infusion Product Information.

Further information is available from InterPharma Medical Information  
at 1300 308 213 or [medinfo@interpharma.com.au](mailto:medinfo@interpharma.com.au).

© InterPharma Pty Ltd. Sydney, Australia. ABN 19 099 877 899.

Prepared: August 2023. IP-APO-006.